

# ITU World Triathlon Montréal

## Nemenkénti eredménylista































### Elite Men

Hely.	Kat.h.	Rsz	Név	Nemzet.	Swim	1st Transition	Bike	2nd Transition	Run	Cél idő
1	3		Javier Gomez Noya	ESP	17:06	0:54	58:24	0:31	30:56	1:47:50
2	6		Kristian Blummenfelt	NOR	17:07	0:57	58:19	0:28	31:16	1:48:05
3	4		Richard Murray	RSA	17:54	0:55	58:32	0:32	30:51	1:48:42
4	7		Jonathan Brownlee	GBR	16:52	0:58	58:34	0:32	32:10	1:49:04
5	12		Raphael Montoya	FRA	17:00	0:59	59:21	0:33	31:19	1:49:11
6	34		Jelle Geens	BEL	17:26	0:56	59:00	0:30	31:21	1:49:11
7	31		Simon Viain	FRA	17:49	1:00	58:34	0:31	31:32	1:49:24
8	9		Ryan Sissons	NZL	17:42	0:57	58:44	0:31	31:36	1:49:29
9	11		Pierre Le Corre	FRA	16:59	0:59	59:26	0:29	31:42	1:49:33
10	8		Vicente Hernandez	ESP	17:32	0:59	58:51	0:31	31:46	1:49:37
11	15		Crisanto Grajales	MEX	17:51	1:01	58:34	0:32	31:45	1:49:40
12	21		Aaron Royle	AUS	16:56	0:58	58:31	0:30	32:49	1:49:42
13	17		Richard Varga	SVK	16:51	0:58	58:35	0:33	33:01	1:49:57
14	1		Mario Mola	ESP	17:46	0:56	58:40	0:31	32:10	1:50:00
15	23		Shachar Sagiv	ISR	17:48	0:55	58:36	0:28	32:14	1:50:01
16	18		Dorian Coninx	FRA	17:00	0:57	59:24	0:28	32:21	1:50:09
17	19		Luke Willian	AUS	17:37	0:57	58:50	0:32	32:16	1:50:10
18	25		Gordon Benson	GBR	17:22	1:01	59:00	0:37	32:17	1:50:15
19	10		Andreas Schilling	DEN	17:43	1:00	58:28	0:32	32:36	1:50:17
20	29		Jonas Schomburg	ITU	17:08	0:58	59:19	0:31	32:27	1:50:21
21	22		Lukas Hollaus	AUT	17:57	1:02	58:29	0:31	32:25	1:50:22
22	16		Tony Dodds	NZL	17:20	0:59	59:07	0:33	32:29	1:50:26
23	24		Ben Kanute	USA	16:54	1:04	58:26	0:29	33:36	1:50:27
24	36		Russell White	IRL	17:28	0:57	58:57	0:32	32:45	1:50:36
25	33		Gustav Iden	NOR	18:02	0:59	58:21	0:29	32:48	1:50:37
26	30		Irving Perez	MEX	17:09	0:56	59:21	0:33	32:43	1:50:40
27	20		Adrien Briffod	SUI	17:39	0:56	58:50	0:29	33:31	1:51:23
28	41		David Mendoza	MEX	17:46	1:00	58:40	0:38	33:40	1:51:43
29	47		Alexis Lepage	CAN	17:13	0:56	59:15	0:35	33:51	1:51:48
30	32		Dmitry Polyanskiy	RUS	17:24	0:59	59:06	0:36	33:55	1:51:59
31	2		Fernando Alarza	ESP	17:58	1:02	1:00:17	0:30	32:18	1:52:03
32	38		Jumpei Furuya	JPN	17:29	0:56	59:02	0:33	34:16	1:52:15
33	42		Tyler Mislawchuk	CAN	17:10	0:56	59:19	0:32	34:25	1:52:20
34	50		Seth Rider	USA	16:57	0:59	58:28	0:32	35:58	1:52:52
35	39		Makoto Odakura	JPN	17:18	1:06	59:03	0:38	35:10	1:53:13
36	43		Shiruba Taniguchi	JPN	17:49	0:57	58:43	0:34	35:39	1:53:39
37	51		Hunter Lussi	USA	17:49	1:08	58:33	0:38	35:39	1:53:44
38	14		Joao Pereira	POR	17:15	1:04	59:08	0:32	36:01	1:53:58
39	46		Shogo Ishitsuka	JPN	17:06	1:00	59:23	0:32	36:05	1:54:03
40	5		Jacob Birtwhistle	AUS	18:00	0:58	59:06	0:30	36:43	1:55:15
41	44		Ryousuke Maeda	JPN	17:05	0:57	59:21	0:33	43:52	2:01:47
	49		Ivan Ivanov	UKR	17:45	1:01	—	—	—	—
	26		Declan Wilson	AUS	17:50	1:00	—	—	—	—
	35		Eric Lagerstrom	USA	17:47	1:04	—	—	—	—
	28		Matthew McElroy	USA	18:00	0:56	—	—	—	—
	40		Eli Hemming	USA	17:58	0:59	—	—	—	—
	27		Grant Sheldon	GBR	17:58	0:59	—	—	—	—
	53		Sigurdur Orn Ragnarsson	ISL	18:00	1:01	—	—	—	—
	45		Eder Mejia Munoz	MEX	17:30	1:01	—	—	—	—
	48		Kenji Nener	AUS	17:34	0:59	—	—	—	—
	37		Miguel Arraiolos	POR	17:59	0:56	—	—	—	—
	52		Mohamad Alsabbagh	SYR	17:56	1:01	—	—	—	—

# ITU World Triathlon Montréal

## Nemenkénti eredménylista

### Elite Women

Hely.	Kat.h.	Rsz	Név	Nemzet.	Swim	1st Transition	Bike	2nd Transition	Run	Cél idő
1		4	Ashleigh Gentle	AUS 	18:27	0:58	1:04:29	0:33	34:39	1:59:04
2		1	Flora Duffy	BER 	18:16	1:03	1:04:34	0:39	34:57	1:59:27
3		5	Andrea Hewitt	NZL 	18:19	1:05	1:04:32	0:31	35:24	1:59:48
4		19	Joanna Brown	CAN 	18:17	1:02	1:04:36	0:33	35:56	2:00:23
5		3	Kirsten Kasper	USA 	18:15	1:05	1:04:34	0:32	36:03	2:00:26
6		6	Rachel Klamer	NED 	18:18	1:07	1:04:29	0:37	36:03	2:00:32
7		18	Taylor Knibb	USA 	18:20	1:05	1:04:34	0:37	36:18	2:00:51
8		10	Yuko Takahashi	JPN 	18:13	1:02	1:04:40	0:28	36:40	2:01:01
9		2	Katie Zaferes	USA 	18:07	1:06	1:04:39	0:37	36:47	2:01:14
10		8	Charlotte McShane	AUS 	18:18	1:02	1:04:35	0:32	37:23	2:01:49
11		7	Gillian Backhouse	AUS 	18:12	1:06	1:04:35	0:33	37:48	2:02:13
12		14	Vendula Frintova	CZE 	18:23	1:06	1:07:29	0:32	36:20	2:03:47
13		9	Jolanda Annen	SUI 	18:20	1:03	1:07:37	0:40	37:04	2:04:41
14		29	Kovács Zsófia	HUN 	18:24	1:02	1:07:34	0:33	37:20	2:04:52
15		31	Lindsey Jerdonek	USA 	18:22	1:05	1:07:31	0:37	37:42	2:05:14
16		25	Nicole Van Der Kaay	NZL 	18:33	1:01	1:07:25	0:38	38:06	2:05:41
17		20	Emma Jeffcoat	AUS 	18:14	1:04	1:08:00	0:30	38:40	2:06:27
18		12	Yuka Sato	JPN 	18:20	1:03	1:07:35	0:33	39:19	2:06:47
19		15	Natalie Van Coevorden	AUS 	18:15	1:06	1:07:37	0:35	39:39	2:07:10
20		21	Carolina Routier	ESP 	18:14	1:05	1:07:41	0:36	39:43	2:07:16
21		24	Paula Findlay	CAN 	18:34	1:06	1:07:21	0:35	40:20	2:07:53
		23	Melanie Santos	POR 	18:23	1:02	1:07:36	0:40	—	—
		28	Cecilia Gabriela Perez Flores	MEX 	18:22	1:10	—	—	—	—
		17	Gillian Sanders	RSA 	18:52	1:07	—	—	—	—
		30	Minami Kubono	JPN 	18:16	1:03	1:04:38	0:32	38:53	2:03:20
		27	Simone Aekermann	ITU 	18:20	1:05	—	—	—	—
		26	Claudia Rivas	MEX 	18:25	1:07	—	—	—	—
		16	Claire Michel	BEL 	19:04	1:05	—	—	—	—
		11	Renee Tomlin	USA 	19:27	0:59	—	—	—	—
		22	Aoi Kuramoto	JPN 	19:31	1:05	—	—	—	—