

Edmonton CAMTRI Triathlon Junior American Cup

Results by gender






Junior Male

Rank	Cat.R.	Bib	Name	Country	Swim	T1	Bike	T2	Run	Finish Time
1		59	Matthew Hauser	AUS 	8:57	1:00	28:10	0:19	15:29	53:54
2		64	Charles Paquet	CAN 	9:03	0:56	28:08	0:25	15:37	54:06
3		53	Taylor Reid	NZL 	8:46	0:56	28:24	0:20	15:46	54:11
4		62	Austin Hindman	USA 	8:50	1:00	28:17	0:23	15:47	54:15
5		51	Luke Willian	AUS 	8:49	0:52	28:26	0:25	16:01	54:30
6		74	Cooper Bentley	CAN 	9:01	0:57	28:12	0:24	16:38	55:09
7		57	Ayan Beisenbayev	KAZ 	9:04	1:11	28:37	0:25	16:08	55:23
8		65	Darr Smith	USA 	9:10	1:03	28:37	0:25	16:11	55:24
9		92	Brennen Smith	CAN 	8:49	0:53	28:28	0:22	16:56	55:25
10		55	Manoel Messias	BRA 	9:37	1:12	28:45	0:25	15:29	55:26
11		52	Daniel Hoy	NZL 	9:11	0:55	28:03	0:26	17:02	55:34
12		72	Chase Mcqueen	USA 	9:05	1:06	27:58	0:23	17:10	55:40
13		58	Kyle Smith	NZL 	9:50	1:01	28:41	0:21	15:52	55:43
14		70	Jeremy Obrand	CAN 	9:12	1:00	28:40	0:29	16:38	55:57
15		95	Tsz To Wong	HKG 	9:41	1:08	28:45	0:21	16:16	56:09
16		54	Fynn Thompson	NZL 	9:35	1:06	28:51	0:26	16:19	56:15
17		68	Michael Milic	CAN 	9:12	0:59	28:40	0:26	17:01	56:16
18		56	Temirlan Temirov	KAZ 	9:11	1:11	29:11	0:26	16:33	56:30
19		107	Darian Hole	CAN 	9:43	1:04	28:48	0:23	16:56	56:51
20		61	Yu Hang Kok	HKG 	9:47	1:01	28:46	0:27	16:52	56:52
21		87	Dylan Pust	CAN 	9:43	1:05	28:48	0:25	17:01	57:00
22		108	Luke Hanson	CAN 	10:15	1:04	29:05	0:20	16:19	57:01
23		75	Alec Wilimovsky	USA 	8:54	1:01	28:14	0:22	18:33	57:02
24		71	Griffin Bailey	USA 	9:56	1:10	28:30	0:28	17:01	57:03
25		109	Aiden Harris	CAN 	8:46	0:59	29:51	0:25	17:25	57:24
26		76	Natan Santos	BRA 	9:38	1:02	28:53	0:25	17:38	57:34
27		69	Martin Sobey	CAN 	10:08	1:07	29:06	0:24	16:53	57:36
28		112	Hamish Babin	CAN 	9:25	1:01	29:11	0:22	18:00	57:57
29		111	Jordan Arthur	CAN 	10:17	1:04	28:59	0:23	17:24	58:05
30		66	Tyler Smith	BER 	9:39	1:27	29:15	0:31	17:24	58:14
31		91	Jake Armstrong	CAN 	9:53	1:05	29:23	0:27	17:38	58:24
32		63	Yu Shing Him	HKG 	9:28	1:34	29:21	0:33	17:40	58:33
33		77	Brodie Marshall	CAN 	9:21	1:04	29:11	0:23	18:44	58:40
34		105	Michael Lam	HKG 	9:48	1:19	29:13	0:28	18:03	58:48
35		98	Chong Bryce Sheng Cher	SIN 	9:24	1:09	29:04	0:26	18:55	58:56
36		73	Jacob Jammicky	CAN 	10:00	1:01	29:20	0:29	18:31	59:18
37		113	Scott Elgersma	CAN 	10:10	1:13	29:00	0:27	18:37	59:25
38		110	Quinn Desrochers	CAN 	10:07	1:05	29:11	0:27	18:45	59:33
39		90	Joshua Ogilvie	CAN 	9:57	1:08	29:14	0:27	18:53	59:37
40		94	Niels De Vries	CAN 	9:51	1:10	29:21	0:28	19:09	59:57
41		83	Cooper Riess	CAN 	10:03	1:11	29:09	0:31	19:22	1:00:14
42		67	Grant Jarvis	USA 	10:13	1:12	31:08	0:26	17:21	1:00:18
43		79	Corey Arsenaault	CAN 	10:08	1:15	29:01	0:25	20:08	1:00:55
44		81	Kyle Buckley	CAN 	10:21	0:58	31:14	0:27	18:22	1:01:20
45		101	Sam Seshadri	CAN 	10:26	0:57	33:40	0:24	17:28	1:02:53
46		96	Adam Naylor	CAN 	9:49	1:17	32:43	0:28	18:53	1:03:07
47		93	Aidan Paetsch	CAN 	10:13	1:09	32:27	0:34	19:52	1:04:13
48		100	Edward Macalalad	PHI 	11:03	1:17	31:33	0:34	20:01	1:04:25
49		88	Alex Nowakowski	CAN 	11:15	1:09	33:19	0:32	20:18	1:06:31
50		78	Fabio Bonilha Brentani	BRA 	11:24	1:11	34:07	0:29	19:23	1:06:32
51		99	Kyle Caie	CAN 	10:52	1:40	33:42	0:28	20:42	1:07:22
52		80	James Thompson	CAN 	11:26	1:32	32:44	0:31	21:21	1:07:32
53		102	Matteen Makari	CAN 	10:32	1:07	34:02	0:29	22:25	1:08:32

Edmonton CAMTRI Triathlon Junior American Cup

Results by gender

Junior Male

Rank	Cat.R.	Bib	Name	Country	Swim	T1	Bike	T2	Run	Finish Time
54		114	Emrys Halbertsma	CAN 	11:23	1:37	33:45	0:29	21:33	1:08:45
55		97	Ryan Banack	CAN 	11:26	1:17	34:57	0:31	28:26	1:16:35
		60	Kauê Willy	BRA 	9:05	1:10	28:34	0:28	—	—
		86	Shae Kelly	CAN 	10:10	1:11	—	—	—	—
		115	Parker Young	CAN 	11:14	1:07	—	—	—	—
		84	Josh Windsor	CAN 	12:29	1:19	—	—	—	—
		89	Brandon Williams	CAY 	11:00	1:57	—	—	—	—

Edmonton CAMTRI Triathlon Junior American Cup

Results by gender

Junior Female

Rank	Cat.R.	Bib	Name	Country	Swim	T1	Bike	T2	Run	Finish Time
1		7	Kyla Roy	CAN 	9:51	1:11	31:30	0:27	18:42	1:01:39
2		1	Emy Legault	CAN 	9:47	1:07	31:35	0:31	18:48	1:01:45
3		10	Kyleigh Spearing	USA 	9:48	1:11	31:31	0:27	18:53	1:01:48
4		8	Emily Wagner	CAN 	9:36	1:18	31:37	0:53	18:52	1:02:14
5		3	Jaimee Leader	NZL 	9:49	1:09	31:32	0:25	20:04	1:02:57
6		9	Page Lester	USA 	9:50	1:17	33:12	0:36	18:37	1:03:30
7		2	Katherine Badham	NZL 	10:43	1:19	32:17	0:35	18:56	1:03:47
8		4	Elizabeth Stannard	NZL 	10:02	1:16	32:58	0:49	19:22	1:04:26
9		16	Keisha Besler	CAN 	10:37	1:15	32:25	0:32	19:52	1:04:40
10		32	Laurin Thorne	CAN 	9:55	1:11	33:16	0:24	20:26	1:05:10
11		14	Moira Miranda	ARG 	9:47	1:28	33:06	0:38	20:23	1:05:20
12		33	Holly Henry	CAN 	10:31	1:17	32:33	0:33	20:33	1:05:24
13		11	Veronique Demers	CAN 	10:33	1:10	32:35	0:30	20:39	1:05:25
14		12	Hannah Henry	CAN 	10:51	1:09	33:59	0:56	18:38	1:05:30
15		35	Danae Morris	CAN 	10:39	1:16	34:04	0:28	19:49	1:06:13
16		15	Barbara Santos	BRA 	10:38	1:22	33:56	0:37	19:52	1:06:23
17		43	Hayley Basterash	CAN 	10:25	1:15	32:41	0:32	21:44	1:06:35
18		18	Elise Bolger	CAN 	10:26	1:14	32:41	0:27	22:01	1:06:47
19		31	Mackenzie Gladue	CAN 	10:28	1:21	32:27	0:31	22:19	1:07:04
20		28	Andreanne Brière-Dulude	CAN 	10:29	2:06	33:58	0:37	21:15	1:08:22
21		5	Luma Guillen	BRA 	10:40	1:23	35:26	0:31	21:00	1:08:59
22		21	Emilie Larin-Larouche	CAN 	11:13	1:11	34:10	0:31	22:17	1:09:20
23		34	Madeleine Kennedy	CAN 	11:27	1:17	34:48	0:32	21:31	1:09:33
24		27	Marie-Claudiel Jeannotte	CAN 	11:13	1:15	35:02	0:36	21:38	1:09:42
25		30	Mina Wardrop	CAN 	11:23	1:15	35:06	0:35	21:34	1:09:50
26		17	Beatriz Dumet	BRA 	11:28	1:41	35:32	0:34	20:45	1:09:58
27		29	Chloé Lambert	CAN 	11:13	1:12	35:04	0:37	21:56	1:09:59
28		44	Janae Hoel	CAN 	11:22	1:31	33:44	0:36	22:50	1:10:01
29		37	Abby Speirs	CAN 	11:55	1:13	35:33	0:35	20:47	1:10:02
30		40	Katelyn Dimmell	CAN 	11:28	1:23	35:51	0:32	23:13	1:12:25
31		41	Katie Brown	CAN 	12:31	1:25	37:20	0:39	21:54	1:13:48
32		36	Emmalyn Elgersma	CAN 	11:30	1:58	35:11	0:29	24:56	1:14:03
33		26	Marissa Dimmell	CAN 	11:54	1:32	35:34	0:30	25:17	1:14:45
34		22	Madeleine Dupuis	CAN 	12:11	1:41	37:26	0:43	22:54	1:14:53
		39	Olivia Jamieson	CAN 	11:15	1:22	—	—	—	—
		23	Larah Tanasiuk	CAN 	12:16	1:30	—	—	—	—