

ITU World Triathlon Series Edmonton

Nemenkénti eredménylista







Elite Male

Hely.	Kat.h.	Rsz	Név	Nemzet.	Swim	T1	Bike	T2	Run	Cél idő
1		4	Richard Murray	RSA	8:52	1:00	27:48	0:31	15:11	53:19
2		1	Javier Gomez Noya	ESP	8:38	0:59	28:06	0:27	15:15	53:23
3		2	Mario Mola	ESP	8:58	1:00	27:44	0:32	15:22	53:34
4		3	Vincent Luis	FRA	8:31	1:00	28:09	0:39	15:21	53:39
5		8	Aaron Royle	AUS	8:30	1:04	28:05	0:32	15:30	53:40
6		32	Wian Sullwald	RSA	9:02	1:01	27:40	0:28	15:34	53:43
7		7	Vicente Hernandez	ESP	8:37	1:03	28:02	0:32	15:35	53:48
8	1	37	Andrew Yorke	CAN	8:48	1:07	27:45	0:34	15:35	53:49
9		53	Rodrigo Gonzalez	MEX	9:03	0:59	27:45	0:26	15:39	53:50
10		14	Alexander Bryukhankov	RUS	8:43	1:15	27:46	0:31	15:42	53:55
11		34	Thomas Bishop	GBR	8:40	1:07	27:53	0:30	15:53	53:59
12		30	Jason Wilson	BAR	8:50	1:06	27:48	0:32	15:49	54:03
13		16	Faldum Gábor	HUN	8:58	1:03	27:39	0:29	16:02	54:10
14		26	Miguel Arraiolos	POR	9:04	1:01	27:39	0:32	15:57	54:11
15		11	Igor Polyanskiy	RUS	8:27	1:15	28:00	0:29	16:04	54:12
16		24	Leonardo Chacon	CRC	9:01	1:05	27:40	0:29	15:59	54:13
17		38	Eric Lagerstrom	USA	8:27	1:05	28:08	0:27	16:13	54:17
18		41	Irving Perez	MEX	8:32	1:06	28:06	0:42	15:57	54:21
19		19	Tyler Mislawchuk	CAN	8:42	1:01	28:01	0:27	16:13	54:22
20		22	Kevin Mcdowell	USA	8:41	1:05	27:55	0:31	16:13	54:23
21		64	Raoul Shaw	FRA	8:23	1:06	28:12	0:29	16:25	54:33
22		23	Yuichi Hosoda	JPN	8:48	1:06	27:50	0:28	16:26	54:34
23		62	Sam Ward	NZL	8:46	1:08	27:51	0:27	16:27	54:37
24		20	Dmitry Polyanskiy	RUS	8:36	1:06	28:01	0:35	16:22	54:38
25		50	Danilo Pimentel	BRA	8:53	1:08	27:47	0:26	16:29	54:40
26		21	Gregor Buchholz	GER	9:01	1:17	28:18	0:35	15:37	54:46
27		17	Adam Bowden	GBR	8:41	1:20	27:42	0:45	16:21	54:47
28		66	Russell White	IRL	8:40	1:07	27:55	0:37	16:34	54:52
29		31	Ryan Fisher	AUS	8:36	1:06	28:01	0:47	16:29	54:55
30		45	Thomas Springer	AUT	9:13	1:08	28:16	0:31	15:51	54:56
31		12	Tony Dodds	NZL	8:33	1:00	28:07	0:32	16:48	54:57
32		52	Min Ho Heo	KOR	8:49	1:05	27:46	0:35	16:47	55:00
33		28	Diogo Sclebin	BRA	9:00	1:09	28:30	0:30	15:58	55:05
34		43	Lukas Hollaus	AUT	9:08	1:09	28:18	0:26	16:08	55:07
35		9	Richard Varga	SVK	8:33	1:10	27:54	0:28	17:05	55:08
36		42	Jan Celustka	CZE	9:01	1:06	27:39	0:26	17:00	55:09
37		44	Jonas Schomburg	TUR	8:35	1:04	28:02	0:25	17:06	55:11
38		36	Francesc Godoy	ESP	8:40	1:12	27:51	0:27	17:02	55:11
39		25	Marten Van Riel	BEL	8:53	1:05	27:46	0:28	17:07	55:17
40		33	Gonzalo Raul Tellechea	ARG	9:10	1:07	28:20	0:57	15:47	55:19
41		40	Felipe Barraza	CHI	8:35	1:06	28:00	0:49	16:55	55:22
42		60	Delian Stateff	ITA	8:56	1:10	28:32	0:32	16:23	55:31
43		68	Alex Libin	USA	9:11	1:08	28:18	0:29	16:33	55:36
44		51	Ron Darmon	ISR	8:49	1:05	27:46	0:35	17:31	55:44
45		10	Justus Nieschlag	GER	8:38	1:01	28:04	0:34	17:31	55:46
46		54	Ji Hwan Kim	KOR	9:04	1:06	28:33	0:30	16:37	55:47
47		46	Sean Jefferson	USA	9:05	1:06	28:32	0:30	16:38	55:48
48		29	Joe Maloy	USA	9:02	1:07	28:29	1:12	16:14	56:02
49	2	63	Kyle Jones	CAN	9:02	1:10	28:29	0:28	17:11	56:17
50		39	Davide Uccellari	ITA	9:06	1:06	28:29	0:36	17:18	56:33
51		57	Jumpei Furuya	JPN	8:38	1:06	28:01	0:27	18:36	56:46
52		56	Kohei Tsubaki	JPN	9:08	1:06	28:25	0:33	18:03	57:13
53		35	Andreas Schilling	DEN	9:12	1:14	29:22	0:36	18:05	58:26

ITU World Triathlon Series Edmonton

Nemenkénti eredménylista

Elite Male

Hely.	Kat.h.	Rsz	Név	Nemzet.	Swim	T1	Bike	T2	Run	Cél idő
54		61	Simon De Cuyper	BEL 	9:07	1:07	28:30	0:33	19:34	58:49
		65	Jonathan Zipf	GER 	8:45	1:04	27:57	1:02	—	—
		55	Sergio Sarmiento	MEX 	9:12	1:04	28:19	0:44	—	—
		5	Joao Pereira	POR 	8:57	1:05	27:39	0:43	—	—
		18	Simon Viain	FRA 	8:45	1:03	27:58	0:46	—	—
		6	Crisanto Grajales	MEX 	8:44	1:01	28:02	0:31	—	—
		48	Luciano Taccone	ARG 	9:03	1:08	28:44	0:48	—	—
		15	Joao Silva	POR 	9:05	1:09	29:36	1:07	—	—
		27	Tóth Tamás	HUN 	9:12	1:03	—	—	—	—
		67	Massimo De Ponti	ITA 	9:14	1:07	—	—	—	—
		49	Declan Wilson	AUS 	8:53	1:26	—	—	—	—
		58	Leong Tim Law	HKG 	9:15	1:14	—	—	—	—

ITU World Triathlon Series Edmonton

Nemenkénti eredménylista

Elite Female

Hely.	Kat.h.	Rsz	Név	Nemzet.	Swim	T1	Bike	T2	Run	Cél idő
1		2	Vicky Holland	GBR	9:09	1:04	30:51	0:38	17:14	58:55
2		4	Flora Duffy	BER	9:05	1:13	30:46	0:32	17:29	59:04
3		29	Gillian Backhouse	AUS	9:14	1:09	30:40	0:39	17:29	59:10
4		32	Carolina Routier	ESP	8:59	1:13	30:52	0:42	17:36	59:20
5		21	Anja Knapp	GER	9:12	1:13	30:39	0:27	18:12	59:41
6		14	Non Stanford	GBR	9:49	1:16	30:47	1:02	16:52	59:44
7		6	Emma Moffatt	AUS	9:14	1:10	30:45	1:06	17:39	59:51
8		8	Ashleigh Gentle	AUS	9:23	1:10	31:00	0:40	17:41	59:52
9		17	Claudia Rivas	MEX	9:13	1:10	30:47	0:38	18:08	59:53
10	1	46	Kirsten Sweetland	CAN	9:40	1:17	30:35	0:33	17:54	59:56
11		26	Emma Jackson	AUS	9:40	1:21	30:52	0:30	17:50	1:00:12
12		5	Rebecca Robisch	GER	9:16	1:07	30:41	0:36	18:35	1:00:14
13		1	Rachel Klammer	NED	9:25	1:19	31:08	0:33	18:00	1:00:22
14		11	Laura Lindemann	GER	9:11	1:17	30:37	0:51	18:35	1:00:29
15		52	Dominika Jamnicky	CAN	9:20	1:03	30:43	0:28	18:59	1:00:31
16		23	Annamaria Mazzetti	ITA	9:46	1:08	31:03	0:35	18:01	1:00:32
17		43	Rebecca Clarke	NZL	9:04	1:13	30:50	0:29	19:02	1:00:36
18		19	Pamella Oliveira	BRA	9:22	1:12	31:22	0:54	17:56	1:00:43
19		45	Melanie Santos	POR	9:17	1:15	31:28	0:35	18:15	1:00:49
20		18	Vanek Margit	HUN	9:13	1:27	31:19	0:49	18:05	1:00:51
21		7	Vendula Frintova	CZE	9:48	1:05	31:00	0:34	18:29	1:00:54
22		60	Vittoria Lopes	BRA	9:10	1:16	30:42	0:34	19:15	1:00:57
23		33	Simone Ackermann	NZL	9:34	1:14	31:09	0:38	18:26	1:00:59
24		24	Gillian Sanders	RSA	9:53	1:13	30:50	0:36	18:38	1:01:09
25		15	Yuka Sato	JPN	9:23	1:21	31:12	0:38	18:54	1:01:27
26		42	Romina Palacio Balena	ARG	10:02	1:08	30:46	0:44	18:57	1:01:34
27		34	Helen Jenkins	GBR	9:04	1:21	30:43	0:45	19:48	1:01:39
28		37	Mariya Shorets	RUS	9:36	1:19	31:01	0:34	19:14	1:01:40
29		10	Anne Haug	GER	9:58	1:08	30:51	0:50	19:06	1:01:50
30		40	Anastasia Abrosimova	RUS	9:01	1:11	30:58	0:37	20:16	1:02:02
31		51	Cecilia Gabriela Perez Flores	MEX	9:40	1:16	31:06	1:08	18:58	1:02:06
32		39	Claire Michel	BEL	9:56	1:10	32:34	0:34	17:57	1:02:09
33		9	Lindsey Jerdonek	USA	9:33	1:09	31:16	0:46	19:27	1:02:10
34		44	Maria Czesnik	POL	9:47	1:18	30:50	0:43	20:01	1:02:37
35	2	54	Alexandra Coates	CAN	9:54	1:17	32:27	0:33	18:31	1:02:40
36		38	Tamara Gomez Garrido	ESP	9:47	1:18	30:55	1:02	19:56	1:02:56
37		48	Romina Biagioli	ARG	10:00	1:12	33:07	0:40	18:30	1:03:27
38		58	Adriana Barraza	MEX	9:54	1:23	32:56	0:41	18:46	1:03:37
39		3	Aileen Reid	IRL	9:58	1:17	32:22	0:43	19:24	1:03:41
40		59	Michelle Mehnert	USA	9:15	1:22	33:38	0:40	18:50	1:03:42
41		36	Miriam Casillas García	ESP	10:07	1:19	32:46	0:45	19:04	1:03:59
42		30	Juri Ide	JPN	9:16	1:11	30:39	0:43	22:24	1:04:11
43		31	Maaïke Caelers	NED	10:11	1:14	32:50	0:48	19:25	1:04:26
44		28	Kaitlin Donner	USA	10:06	1:30	33:51	0:33	18:37	1:04:34
45		47	Elena Danilova	RUS	10:18	1:17	33:50	0:32	19:06	1:05:01
46		56	Hilda Choi Yan Yin	HKG	10:11	1:15	32:46	1:02	20:12	1:05:24
47		49	Valentina Carvallo	CHI	10:14	1:18	33:54	0:37	20:12	1:06:12
		27	Alexandra Razarenova	RUS	9:55	1:15	32:35	0:43	—	—
		16	Lisa Perterer	AUT	9:56	1:12	30:46	0:44	—	—
		35	Rebecca Spence	NZL	9:55	1:17	—	—	—	—
		12	Erin Densham	AUS	9:52	1:16	—	—	—	—
		50	Summer Cook	USA	9:11	1:22	—	—	—	—
		55	Luisa Baptista	BRA	9:59	1:09	—	—	—	—

ITU World Triathlon Series Edmonton

Nemenkénti eredménylista

Elite Female

Hely.	Kat.h.	Rsz	Név	Nemzet.	Swim	T1	Bike	T2	Run	Cél idő
	20		Yuko Takahashi	JPN 	10:09	1:35	—	—	—	—
	57		Alia Cardinale Villalobos	CRC 	10:23	1:36	—	—	—	—