



ITU World Triathlon Series Edmonton

Results by category



CEM

| Cat.R. | Bib | Name | Country | Swim | T1 | Bike | T2 | Run | Finish Time |
|--------|-----|--------------|---|------|------|-------|------|-------|--------------|
| 1 | 37 | Andrew Yorke | CAN  | 8:48 | 1:07 | 27:45 | 0:34 | 15:35 | 53:49 |
| 2 | 63 | Kyle Jones | CAN  | 9:02 | 1:10 | 28:29 | 0:28 | 17:11 | 56:17 |

ITU World Triathlon Series Edmonton









Results by category

CEW

| Cat.R. | Bib | Name | Country | Swim | T1 | Bike | T2 | Run | Finish Time |
|--------|-----|-------------------|---|------|------|-------|------|-------|----------------|
| 1 | 46 | Kirsten Sweetland | CAN  | 9:40 | 1:17 | 30:35 | 0:33 | 17:54 | 59:56 |
| 2 | 54 | Alexandra Coates | CAN  | 9:54 | 1:17 | 32:27 | 0:33 | 18:31 | 1:02:40 |

ITU World Triathlon Series Edmonton

Results by category

| Cat.R. | Bib | Name | Country | Swim | T1 | Bike | T2 | Run | Finish Time |
|--------|-----|------------------------|---|------|------|-------|------|-------|--------------|
| | 4 | Richard Murray | RSA  | 8:52 | 1:00 | 27:48 | 0:31 | 15:11 | 53:19 |
| | 1 | Javier Gomez Noya | ESP  | 8:38 | 0:59 | 28:06 | 0:27 | 15:15 | 53:23 |
| | 2 | Mario Mola | ESP  | 8:58 | 1:00 | 27:44 | 0:32 | 15:22 | 53:34 |
| | 3 | Vincent Luis | FRA  | 8:31 | 1:00 | 28:09 | 0:39 | 15:21 | 53:39 |
| | 8 | Aaron Royle | AUS  | 8:30 | 1:04 | 28:05 | 0:32 | 15:30 | 53:40 |
| | 32 | Wian Sullwald | RSA  | 9:02 | 1:01 | 27:40 | 0:28 | 15:34 | 53:43 |
| | 7 | Vicente Hernandez | ESP  | 8:37 | 1:03 | 28:02 | 0:32 | 15:35 | 53:48 |
| | 53 | Rodrigo Gonzalez | MEX  | 9:03 | 0:59 | 27:45 | 0:26 | 15:39 | 53:50 |
| | 14 | Alexander Bryukhankov | RUS  | 8:43 | 1:15 | 27:46 | 0:31 | 15:42 | 53:55 |
| | 34 | Thomas Bishop | GBR  | 8:40 | 1:07 | 27:53 | 0:30 | 15:53 | 53:59 |
| | 30 | Jason Wilson | BAR  | 8:50 | 1:06 | 27:48 | 0:32 | 15:49 | 54:03 |
| | 16 | Faldum Gábor | HUN  | 8:58 | 1:03 | 27:39 | 0:29 | 16:02 | 54:10 |
| | 26 | Miguel Arraiolos | POR  | 9:04 | 1:01 | 27:39 | 0:32 | 15:57 | 54:11 |
| | 11 | Igor Polyanskiy | RUS  | 8:27 | 1:15 | 28:00 | 0:29 | 16:04 | 54:12 |
| | 24 | Leonardo Chacon | CRC  | 9:01 | 1:05 | 27:40 | 0:29 | 15:59 | 54:13 |
| | 38 | Eric Lagerstrom | USA  | 8:27 | 1:05 | 28:08 | 0:27 | 16:13 | 54:17 |
| | 41 | Irving Perez | MEX  | 8:32 | 1:06 | 28:06 | 0:42 | 15:57 | 54:21 |
| | 19 | Tyler Mislawchuk | CAN  | 8:42 | 1:01 | 28:01 | 0:27 | 16:13 | 54:22 |
| | 22 | Kevin Mcdowell | USA  | 8:41 | 1:05 | 27:55 | 0:31 | 16:13 | 54:23 |
| | 64 | Raoul Shaw | FRA  | 8:23 | 1:06 | 28:12 | 0:29 | 16:25 | 54:33 |
| | 23 | Yuichi Hosoda | JPN  | 8:48 | 1:06 | 27:50 | 0:28 | 16:26 | 54:34 |
| | 62 | Sam Ward | NZL  | 8:46 | 1:08 | 27:51 | 0:27 | 16:27 | 54:37 |
| | 20 | Dmitry Polyanskiy | RUS  | 8:36 | 1:06 | 28:01 | 0:35 | 16:22 | 54:38 |
| | 50 | Danilo Pimentel | BRA  | 8:53 | 1:08 | 27:47 | 0:26 | 16:29 | 54:40 |
| | 21 | Gregor Buchholz | GER  | 9:01 | 1:17 | 28:18 | 0:35 | 15:37 | 54:46 |
| | 17 | Adam Bowden | GBR  | 8:41 | 1:20 | 27:42 | 0:45 | 16:21 | 54:47 |
| | 66 | Russell White | IRL  | 8:40 | 1:07 | 27:55 | 0:37 | 16:34 | 54:52 |
| | 31 | Ryan Fisher | AUS  | 8:36 | 1:06 | 28:01 | 0:47 | 16:29 | 54:55 |
| | 45 | Thomas Springer | AUT  | 9:13 | 1:08 | 28:16 | 0:31 | 15:51 | 54:56 |
| | 12 | Tony Dodds | NZL  | 8:33 | 1:00 | 28:07 | 0:32 | 16:48 | 54:57 |
| | 52 | Min Ho Heo | KOR  | 8:49 | 1:05 | 27:46 | 0:35 | 16:47 | 55:00 |
| | 28 | Diogo Sclebin | BRA  | 9:00 | 1:09 | 28:30 | 0:30 | 15:58 | 55:05 |
| | 43 | Lukas Hollaus | AUT  | 9:08 | 1:09 | 28:18 | 0:26 | 16:08 | 55:07 |
| | 9 | Richard Varga | SVK  | 8:33 | 1:10 | 27:54 | 0:28 | 17:05 | 55:08 |
| | 42 | Jan Celustka | CZE  | 9:01 | 1:06 | 27:39 | 0:26 | 17:00 | 55:09 |
| | 44 | Jonas Schomburg | TUR  | 8:35 | 1:04 | 28:02 | 0:25 | 17:06 | 55:11 |
| | 36 | Francesc Godoy | ESP  | 8:40 | 1:12 | 27:51 | 0:27 | 17:02 | 55:11 |
| | 25 | Marten Van Riel | BEL  | 8:53 | 1:05 | 27:46 | 0:28 | 17:07 | 55:17 |
| | 33 | Gonzalo Raul Tellechea | ARG  | 9:10 | 1:07 | 28:20 | 0:57 | 15:47 | 55:19 |
| | 40 | Felipe Barraza | CHI  | 8:35 | 1:06 | 28:00 | 0:49 | 16:55 | 55:22 |
| | 60 | Delian Stateff | ITA  | 8:56 | 1:10 | 28:32 | 0:32 | 16:23 | 55:31 |
| | 68 | Alex Libin | USA  | 9:11 | 1:08 | 28:18 | 0:29 | 16:33 | 55:36 |
| | 51 | Ron Darmon | ISR  | 8:49 | 1:05 | 27:46 | 0:35 | 17:31 | 55:44 |
| | 10 | Justus Nieschlag | GER  | 8:38 | 1:01 | 28:04 | 0:34 | 17:31 | 55:46 |
| | 54 | Ji Hwan Kim | KOR  | 9:04 | 1:06 | 28:33 | 0:30 | 16:37 | 55:47 |
| | 46 | Sean Jefferson | USA  | 9:05 | 1:06 | 28:32 | 0:30 | 16:38 | 55:48 |
| | 29 | Joe Maloy | USA  | 9:02 | 1:07 | 28:29 | 1:12 | 16:14 | 56:02 |
| | 39 | Davide Uccellari | ITA  | 9:06 | 1:06 | 28:29 | 0:36 | 17:18 | 56:33 |
| | 57 | Jumpei Furuya | JPN  | 8:38 | 1:06 | 28:01 | 0:27 | 18:36 | 56:46 |
| | 56 | Kohei Tsubaki | JPN  | 9:08 | 1:06 | 28:25 | 0:33 | 18:03 | 57:13 |
| | 35 | Andreas Schilling | DEN  | 9:12 | 1:14 | 29:22 | 0:36 | 18:05 | 58:26 |
| | 61 | Simon De Cuyper | BEL  | 9:07 | 1:07 | 28:30 | 0:33 | 19:34 | 58:49 |
| | 65 | Jonathan Zipf | GER  | 8:45 | 1:04 | 27:57 | 1:02 | — | — |


ITU World Triathlon Series Edmonton

Results by category

| Cat.R. | Bib | Name | Country | Swim | T1 | Bike | T2 | Run | Finish Time |
|--------|-----|-------------------------------|---|-------|------|-------|------|-------|----------------|
| | 55 | Sergio Sarmiento | MEX  | 9:12 | 1:04 | 28:19 | 0:44 | — | — |
| | 5 | Joao Pereira | POR  | 8:57 | 1:05 | 27:39 | 0:43 | — | — |
| | 18 | Simon Viaia | FRA  | 8:45 | 1:03 | 27:58 | 0:46 | — | — |
| | 6 | Crisanto Grajales | MEX  | 8:44 | 1:01 | 28:02 | 0:31 | — | — |
| | 48 | Luciano Taccone | ARG  | 9:03 | 1:08 | 28:44 | 0:48 | — | — |
| | 15 | Joao Silva | POR  | 9:05 | 1:09 | 29:36 | 1:07 | — | — |
| | 27 | Tóth Tamás | HUN  | 9:12 | 1:03 | — | — | — | — |
| | 67 | Massimo De Ponti | ITA  | 9:14 | 1:07 | — | — | — | — |
| | 49 | Declan Wilson | AUS  | 8:53 | 1:26 | — | — | — | — |
| | 58 | Leong Tim Law | HKG  | 9:15 | 1:14 | — | — | — | — |
| | 2 | Vicky Holland | GBR  | 9:09 | 1:04 | 30:51 | 0:38 | 17:14 | 58:55 |
| | 4 | Flora Duffy | BER  | 9:05 | 1:13 | 30:46 | 0:32 | 17:29 | 59:04 |
| | 29 | Gillian Backhouse | AUS  | 9:14 | 1:09 | 30:40 | 0:39 | 17:29 | 59:10 |
| | 32 | Carolina Routier | ESP  | 8:59 | 1:13 | 30:52 | 0:42 | 17:36 | 59:20 |
| | 21 | Anja Knapp | GER  | 9:12 | 1:13 | 30:39 | 0:27 | 18:12 | 59:41 |
| | 14 | Non Stanford | GBR  | 9:49 | 1:16 | 30:47 | 1:02 | 16:52 | 59:44 |
| | 6 | Emma Moffatt | AUS  | 9:14 | 1:10 | 30:45 | 1:06 | 17:39 | 59:51 |
| | 8 | Ashleigh Gentle | AUS  | 9:23 | 1:10 | 31:00 | 0:40 | 17:41 | 59:52 |
| | 17 | Claudia Rivas | MEX  | 9:13 | 1:10 | 30:47 | 0:38 | 18:08 | 59:53 |
| | 26 | Emma Jackson | AUS  | 9:40 | 1:21 | 30:52 | 0:30 | 17:50 | 1:00:12 |
| | 5 | Rebecca Robisch | GER  | 9:16 | 1:07 | 30:41 | 0:36 | 18:35 | 1:00:14 |
| | 1 | Rachel Klammer | NED  | 9:25 | 1:19 | 31:08 | 0:33 | 18:00 | 1:00:22 |
| | 11 | Laura Lindemann | GER  | 9:11 | 1:17 | 30:37 | 0:51 | 18:35 | 1:00:29 |
| | 52 | Dominika Jamnicky | CAN  | 9:20 | 1:03 | 30:43 | 0:28 | 18:59 | 1:00:31 |
| | 23 | Annamaria Mazzetti | ITA  | 9:46 | 1:08 | 31:03 | 0:35 | 18:01 | 1:00:32 |
| | 43 | Rebecca Clarke | NZL  | 9:04 | 1:13 | 30:50 | 0:29 | 19:02 | 1:00:36 |
| | 19 | Pamella Oliveira | BRA  | 9:22 | 1:12 | 31:22 | 0:54 | 17:56 | 1:00:43 |
| | 45 | Melanie Santos | POR  | 9:17 | 1:15 | 31:28 | 0:35 | 18:15 | 1:00:49 |
| | 18 | Vanek Margit | HUN  | 9:13 | 1:27 | 31:19 | 0:49 | 18:05 | 1:00:51 |
| | 7 | Vendula Frintova | CZE  | 9:48 | 1:05 | 31:00 | 0:34 | 18:29 | 1:00:54 |
| | 60 | Vittoria Lopes | BRA  | 9:10 | 1:16 | 30:42 | 0:34 | 19:15 | 1:00:57 |
| | 33 | Simone Ackermann | NZL  | 9:34 | 1:14 | 31:09 | 0:38 | 18:26 | 1:00:59 |
| | 24 | Gillian Sanders | RSA  | 9:53 | 1:13 | 30:50 | 0:36 | 18:38 | 1:01:09 |
| | 15 | Yuka Sato | JPN  | 9:23 | 1:21 | 31:12 | 0:38 | 18:54 | 1:01:27 |
| | 42 | Romina Palacio Balena | ARG  | 10:02 | 1:08 | 30:46 | 0:44 | 18:57 | 1:01:34 |
| | 34 | Helen Jenkins | GBR  | 9:04 | 1:21 | 30:43 | 0:45 | 19:48 | 1:01:39 |
| | 37 | Mariya Shoretz | RUS  | 9:36 | 1:19 | 31:01 | 0:34 | 19:14 | 1:01:40 |
| | 10 | Anne Haug | GER  | 9:58 | 1:08 | 30:51 | 0:50 | 19:06 | 1:01:50 |
| | 40 | Anastasia Abrosimova | RUS  | 9:01 | 1:11 | 30:58 | 0:37 | 20:16 | 1:02:02 |
| | 51 | Cecilia Gabriela Perez Flores | MEX  | 9:40 | 1:16 | 31:06 | 1:08 | 18:58 | 1:02:06 |
| | 39 | Claire Michel | BEL  | 9:56 | 1:10 | 32:34 | 0:34 | 17:57 | 1:02:09 |
| | 9 | Lindsey Jerdonek | USA  | 9:33 | 1:09 | 31:16 | 0:46 | 19:27 | 1:02:10 |
| | 44 | Maria Czesnik | POL  | 9:47 | 1:18 | 30:50 | 0:43 | 20:01 | 1:02:37 |
| | 38 | Tamara Gomez Garrido | ESP  | 9:47 | 1:18 | 30:55 | 1:02 | 19:56 | 1:02:56 |
| | 48 | Romina Biagioli | ARG  | 10:00 | 1:12 | 33:07 | 0:40 | 18:30 | 1:03:27 |
| | 58 | Adriana Barraza | MEX  | 9:54 | 1:23 | 32:56 | 0:41 | 18:46 | 1:03:37 |
| | 3 | Aileen Reid | IRL  | 9:58 | 1:17 | 32:22 | 0:43 | 19:24 | 1:03:41 |
| | 59 | Michelle Mehnert | USA  | 9:15 | 1:22 | 33:38 | 0:40 | 18:50 | 1:03:42 |
| | 36 | Miriam Casillas García | ESP  | 10:07 | 1:19 | 32:46 | 0:45 | 19:04 | 1:03:59 |
| | 30 | Juri Ide | JPN  | 9:16 | 1:11 | 30:39 | 0:43 | 22:24 | 1:04:11 |
| | 31 | Maaike Caelers | NED  | 10:11 | 1:14 | 32:50 | 0:48 | 19:25 | 1:04:26 |
| | 28 | Kaitlin Donner | USA  | 10:06 | 1:30 | 33:51 | 0:33 | 18:37 | 1:04:34 |
| | 47 | Elena Danilova | RUS  | 10:18 | 1:17 | 33:50 | 0:32 | 19:06 | 1:05:01 |

ITU World Triathlon Series Edmonton

Results by category

| Cat.R. | Bib | Name | Country | Swim | T1 | Bike | T2 | Run | Finish Time |
|--------|-----|--------------------------------------|---|-------|------|-------|------|-------|----------------|
| | 56 | Hilda Choi Yan Yin | HKG  | 10:11 | 1:15 | 32:46 | 1:02 | 20:12 | 1:05:24 |
| | 49 | Valentina Carvallo | CHI  | 10:14 | 1:18 | 33:54 | 0:37 | 20:12 | 1:06:12 |
| | 27 | Alexandra Razarenova | RUS  | 9:55 | 1:15 | 32:35 | 0:43 | — | — |
| | 16 | Lisa Perterer | AUT  | 9:56 | 1:12 | 30:46 | 0:44 | — | — |
| | 35 | Rebecca Spence | NZL  | 9:55 | 1:17 | — | — | — | — |
| | 12 | Erin Densham | AUS  | 9:52 | 1:16 | — | — | — | — |
| | 50 | Summer Cook | USA  | 9:11 | 1:22 | — | — | — | — |
| | 55 | Luisa Baptista | BRA  | 9:59 | 1:09 | — | — | — | — |
| | 20 | Yuko Takahashi | JPN  | 10:09 | 1:35 | — | — | — | — |
| | 57 | Alia Cardinale Villalobos | CRC  | 10:23 | 1:36 | — | — | — | — |