

# Banyoles ITU Triathlon World Cup

## Results by gender













### Elite Men

Rank	Cat.R.	Bib	Name	Country	Swim	T1	Bike	T2	Run	Finish Time
1		2	Vincent Luis	FRA 	9:04	1:07	25:13	0:36	14:00	49:58
2		1	Mario Mola	ESP 	9:11	1:03	25:10	0:36	14:03	50:01
3		4	Bicsák Bence	HUN 	9:13	1:04	25:08	0:38	14:18	50:18
4		3	Tyler Mislawchuk	CAN 	9:05	1:04	25:17	0:35	14:21	50:20
5		5	Hayden Wilde	NZL 	9:27	1:04	24:53	0:36	14:27	50:25
6		19	Max Studer	SUI 	9:26	1:05	24:54	0:36	14:28	50:27
7		10	Crisanto Grajales	MEX 	9:22	1:05	25:01	0:38	14:31	50:34
8		16	Matthew Sharpe	CAN 	9:07	1:04	25:14	0:37	14:37	50:37
9		12	Joao Silva	POR 	9:30	1:06	24:50	0:38	14:37	50:40
10		45	Vasco Vilaca	POR 	9:26	1:03	24:56	0:35	14:42	50:40
11		55	Raphael Montoya	FRA 	9:07	1:05	25:12	0:36	14:43	50:42
12		9	Eli Hemming	USA 	9:16	1:04	25:06	0:38	14:42	50:44
13		11	Antonio Serrat Seoane	ESP 	9:05	1:06	25:20	0:36	14:42	50:47
14		14	Manoel Messias	BRA 	9:32	1:06	24:49	0:42	14:41	50:48
15		36	Gabriel Sandör	SWE 	9:41	1:02	24:46	0:36	14:45	50:49
16		21	Seth Rider	USA 	9:16	1:06	25:05	0:37	14:49	50:50
17		20	Felix Duchampt	ITU 	9:29	1:02	24:59	0:35	14:48	50:51
18		17	Kevin McDowell	USA 	9:09	1:04	25:13	0:40	14:49	50:53
19		27	Samuel Dickinson	GBR 	9:25	1:06	24:54	0:38	14:54	50:55
20		60	Vetle Bergsvik Thorn	NOR 	9:21	1:07	24:59	0:37	14:54	50:56
21		7	Jonas Schomburg	GER 	9:07	1:04	25:12	0:34	15:02	50:58
22		18	Irving Perez	MEX 	9:29	1:06	24:51	0:36	14:59	51:00
23		22	Valentin Wernz	GER 	9:22	1:07	24:56	0:35	15:01	51:00
24		51	Kenji Nener	JPN 	9:19	1:05	25:03	0:34	15:02	51:01
25		28	William Huffman	USA 	9:09	1:05	25:17	0:38	14:55	51:02
26		31	Richard Varga	SVK 	9:02	1:07	25:21	0:36	15:00	51:04
27		35	Genis Grau	ESP 	9:18	1:05	25:03	0:37	15:06	51:08
28		37	Erwin Vanderplancke	BEL 	9:29	1:02	24:54	0:36	15:10	51:10
29		6	Casper Stornes	NOR 	9:24	1:10	24:49	0:38	15:11	51:11
30		62	Ian Manthey	IRL 	9:34	1:04	24:52	0:38	15:05	51:11
31		43	Sylvain Fridelance	SUI 	9:21	1:05	25:03	0:36	15:08	51:12
32		32	Diego Moya	CHI 	9:14	1:06	25:10	0:37	15:10	51:16
33		25	Andrea Salvisberg	SUI 	9:12	1:05	25:08	0:39	15:15	51:17
34		54	Noah Servais	BEL 	9:31	1:05	24:55	0:39	15:10	51:19
35		15	Tayler Reid	NZL 	9:05	1:08	25:19	0:37	15:14	51:21
36		46	Kaue Willy	BRA 	9:30	1:10	24:51	0:38	15:15	51:21
37		53	Jordi García Gracia	ESP 	9:22	1:02	25:03	0:36	15:20	51:22
38		40	Makoto Odakura	JPN 	9:13	1:09	25:10	0:38	15:15	51:23
39		68	Jannik Schaufler	GER 	9:30	1:06	24:53	0:37	15:24	51:27
40		47	Marcel Walkington	AUS 	9:27	1:06	24:56	0:40	15:22	51:29
41		24	Gordon Benson	GBR 	9:18	1:08	25:05	0:41	15:26	51:35
42		50	Christophe De Keyser	BEL 	9:21	1:05	25:01	0:36	15:37	51:39
43		59	Henrik Klemmensen	DEN 	9:33	1:04	24:55	0:39	15:32	51:40
44		39	Jonas Breinlinger	GER 	9:10	1:06	25:08	0:37	15:41	51:41
45		42	Marco Van Der Stel	NED 	9:13	1:07	25:05	0:37	15:43	51:43
46		26	Jumpei Furuya	JPN 	9:09	1:04	25:12	0:38	15:43	51:44
47		44	Ren Sato	JPN 	9:29	1:07	24:57	0:40	15:37	51:48
48		56	Michael Lori	CAN 	9:16	1:02	25:10	0:35	15:53	51:54
49		65	Anton Ponomarev	RUS 	9:14	1:03	25:15	0:36	15:51	51:57
50		69	Miguel Hidalgo	BRA 	9:13	1:06	25:15	0:37	15:57	52:06
51		70	Donald Hillebregt	NED 	9:19	1:03	25:06	0:45	15:56	52:07
52		30	Alexis Lepage	CAN 	9:11	1:05	25:10	0:40	16:07	52:11
53		33	Felipe Barraza	CHI 	9:22	1:07	24:57	0:37	16:16	52:17

# Banyoles ITU Triathlon World Cup

## Results by gender

### Elite Men

Rank	Cat.R.	Bib	Name	Country	Swim	T1	Bike	T2	Run	Finish Time
54		67	Ji Hwan Kim	KOR 	9:26	1:08	24:55	0:39	16:12	<b>52:19</b>
55		38	Shogo Ishitsuka	JPN 	9:17	1:07	25:08	0:41	16:11	<b>52:23</b>
56		41	Juan Jose Andrade Figueroa	ECU 	9:31	1:04	24:58	0:38	16:23	<b>52:32</b>
57		66	Grigory Antipov	RUS 	9:31	1:08	26:52	0:40	15:12	<b>53:21</b>
58		64	Endre Espedal	NOR 	9:47	1:04	26:40	0:36	16:14	<b>54:20</b>
59		29	Constantine Doherty	IRL 	9:44	1:04	26:42	0:39	16:23	<b>54:30</b>
60		58	Morgan Davies	GBR 	9:24	1:09	28:50	0:38	15:37	<b>55:36</b>
61		48	Amitai Yonah	ISR 	9:44	1:04	26:43	0:40	19:03	<b>57:13</b>
		57	<del>Ben De La Porte</del>	RSA 	9:21	1:05	25:08	0:37	—	—
		63	<del>Jamie Riddle</del>	RSA 	9:14	1:07	—	—	—	—
		8	<del>Morgan Pearson</del>	USA 	9:34	1:04	—	—	—	—
		34	<del>Callum McClusky</del>	AUS 	9:37	1:03	—	—	—	—

# Banyoles ITU Triathlon World Cup

## Results by gender



### Elite Women

Rank	Cat.R.	Bib	Name	Country	Swim	T1	Bike	T2	Run	Finish Time
1		2	Laura Lindemann	GER	9:55	1:11	27:29	0:41	16:25	55:38
2		6	Tamara Gorman	USA	10:00	1:11	27:22	0:41	16:39	55:52
3		69	Flora Duffy	BER	9:51	1:14	27:29	0:41	16:42	55:55
4		4	Kirsten Kasper	USA	10:01	1:10	27:23	0:44	17:21	56:37
5		30	Simone Ackermann	RSA	9:57	1:14	27:25	0:40	17:27	56:41
6		10	Sandra Dodet	FRA	10:22	1:11	28:19	0:38	16:23	56:51
7		1	Vicky Holland	GBR	9:58	1:12	28:39	0:39	16:28	56:54
8		50	Carolina Routier	ESP	9:58	1:10	27:27	0:38	17:47	56:59
9		29	Maya Kingma	NED	9:57	1:13	27:25	0:46	17:42	57:02
10		35	Sara Perez Sala	ESP	9:52	1:13	27:29	0:42	17:51	57:05
11		25	Valerie Barthelemy	BEL	10:30	1:13	28:04	0:42	16:42	57:08
12		38	Lisa Tertsch	GER	10:24	1:07	28:17	0:41	16:43	57:09
13		9	Luisa Baptista	BRA	10:19	1:12	28:17	0:38	16:46	57:11
14		44	Valentina Riasova	RUS	10:10	1:12	28:30	0:40	16:42	57:12
15		64	Tamara Gomez Garrido	ESP	10:32	1:13	28:07	0:41	16:42	57:13
16		18	Nina Eim	GER	10:27	1:13	28:09	0:40	16:49	57:15
17		3	Lisa Perterer	AUT	10:31	1:11	28:07	0:42	16:49	57:18
18		34	Lena Meißner	GER	10:11	1:11	28:27	0:41	16:54	57:22
19		19	Tamsyn Moana-Veale	AUS	10:23	1:13	28:16	0:42	16:54	57:26
20		21	Elizabeth Bravo	ECU	10:29	1:09	28:17	0:44	16:53	57:29
21		7	Chelsea Burns	USA	10:13	1:09	28:28	0:43	17:02	57:32
22		11	Miriam Casillas García	ESP	10:23	1:10	28:15	0:46	16:59	57:32
23		24	Cecilia Perez	MEX	10:26	1:11	28:16	0:44	17:04	57:39
24		22	Anna Godoy Contreras	ESP	10:08	1:08	28:37	0:45	17:04	57:41
25		16	Emma Jeffcoat	AUS	10:11	1:11	28:26	0:40	17:17	57:42
26		39	Claudia Rivas	MEX	10:28	1:17	28:10	0:43	17:07	57:44
27		27	Gillian Sanders	RSA	10:32	1:15	28:10	0:41	17:10	57:45
28		51	Mathilde Gautier	FRA	10:11	1:13	28:26	0:42	17:19	57:49
29		67	Kiara Lenaertz	BEL	10:23	1:14	28:14	0:39	17:25	57:52
30		31	Jessica Romero Tinoco	MEX	10:25	1:15	28:13	0:44	17:19	57:54
31		57	Gillian Backhouse	AUS	9:54	1:12	27:28	0:42	18:39	57:54
32		20	Alexandra Razarenova	RUS	10:13	1:13	28:30	0:41	17:28	58:04
33		8	Emma Jackson	AUS	10:29	1:16	28:10	0:44	17:29	58:07
34		49	Amelie Kretz	CAN	10:06	1:16	28:29	0:40	17:40	58:09
35		42	Anastasia Abrosimova	RUS	10:28	1:16	28:12	0:41	17:36	58:10
36		47	Xisca Tous	ESP	10:26	1:13	28:19	0:41	17:38	58:14
37		23	Ilaria Zane	ITA	10:08	1:09	28:30	0:42	17:48	58:15
38		52	Quinty Schoens	NED	10:16	1:14	28:20	0:42	17:47	58:16
39		14	Melanie Santos	POR	10:28	1:13	28:11	0:45	17:43	58:19
40		37	Michelle Flipo	MEX	10:31	1:13	28:10	0:45	17:46	58:23
41		58	Sian Rainsley	GBR	10:06	1:13	28:30	0:43	17:55	58:24
42		61	Lisa Berger	SUI	10:27	1:13	28:11	0:42	17:57	58:27
43		41	Marta Sanchez Hernandez	ESP	10:10	1:12	28:27	0:42	17:59	58:30
44		43	Anabel Knoll	GER	10:25	1:14	28:10	0:44	18:14	58:45
45		45	Therese Feuersinger	AUT	10:03	1:13	28:34	0:43	18:25	58:56
46		17	Beth Potter	GBR	10:05	1:09	30:33	0:39	16:33	58:57
47		40	Lizeth Rueda Santos	MEX	10:04	1:12	28:34	0:47	18:24	58:59
48		36	Ye Jin Park	KOR	10:25	1:10	28:22	0:47	18:20	59:03
49		54	Minami Kubono	JPN	10:12	1:16	28:25	0:44	18:47	59:23
50		26	Petra Kurikova	CZE	10:26	1:13	29:25	0:39	17:46	59:27
51		68	Hanne De Vet	BEL	10:26	1:17	28:08	0:41	19:01	59:30
52		60	Rani Skrabanja	NED	10:03	1:13	28:33	0:42	19:10	59:40
53		33	Beatriz Neres	BRA	10:46	1:14	29:44	0:43	17:21	59:46

# Banyoles ITU Triathlon World Cup

## Results by gender

### Elite Women

Rank	Cat.R.	Bib	Name	Country	Swim	T1	Bike	T2	Run	Finish Time
54		53	Macarena Salazar	CHI 	10:24	1:14	28:18	0:44	19:13	<b>59:52</b>
55		59	Ari Graham	NZL 	10:08	1:12	28:31	0:44	19:32	<b>1:00:05</b>
56		63	Desirae Ridenour	CAN 	10:29	1:12	30:04	0:44	17:48	<b>1:00:16</b>
57		12	Yuliya Yelistratova	UKR 	10:31	1:17	29:57	0:43	17:57	<b>1:00:23</b>
58		66	Stine Dale	NOR 	10:35	1:17	29:54	0:49	18:58	<b>1:01:32</b>
59		55	Madalena Amaral Almeida	POR 	10:42	1:12	29:51	0:44	19:19	<b>1:01:45</b>
60		56	Severine Bouchez	BEL 	10:30	1:16	30:01	0:44	19:25	<b>1:01:54</b>
61		65	Kim Kilgroe	PHI 	10:43	1:18	29:43	0:42	20:19	<b>1:02:43</b>
62		48	Jodie Berry	RSA 	10:37	1:13	32:29	0:45	19:55	<b>1:04:57</b>
		32	<del>Charlotte McShane</del>	<del>AUS</del> 	<del>10:31</del>	<del>1:15</del>	<del>28:01</del>	<del>0:43</del>	—	—
		5	<del>Claire Michel</del>	<del>BEL</del> 	<del>10:28</del>	<del>1:15</del>	—	—	—	—
		46	<del>Diana Castillo</del>	<del>COL</del> 	<del>10:26</del>	<del>1:14</del>	<del>29:25</del>	<del>0:46</del>	<del>18:00</del>	<del>59:49</del>